



Your English Voice!

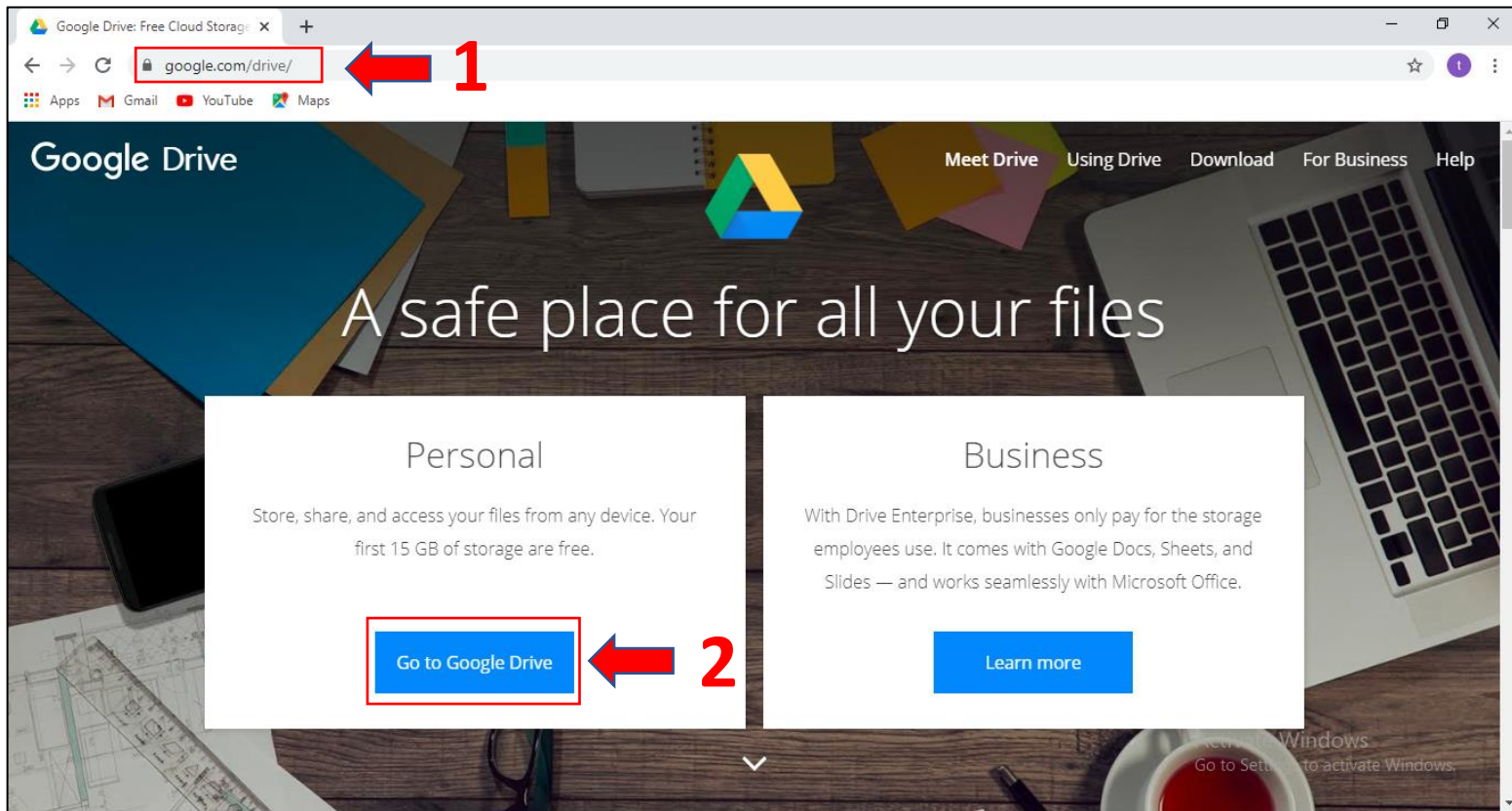


VIİDEO MÜSABİQƏ MƏRHƏLƏSİ

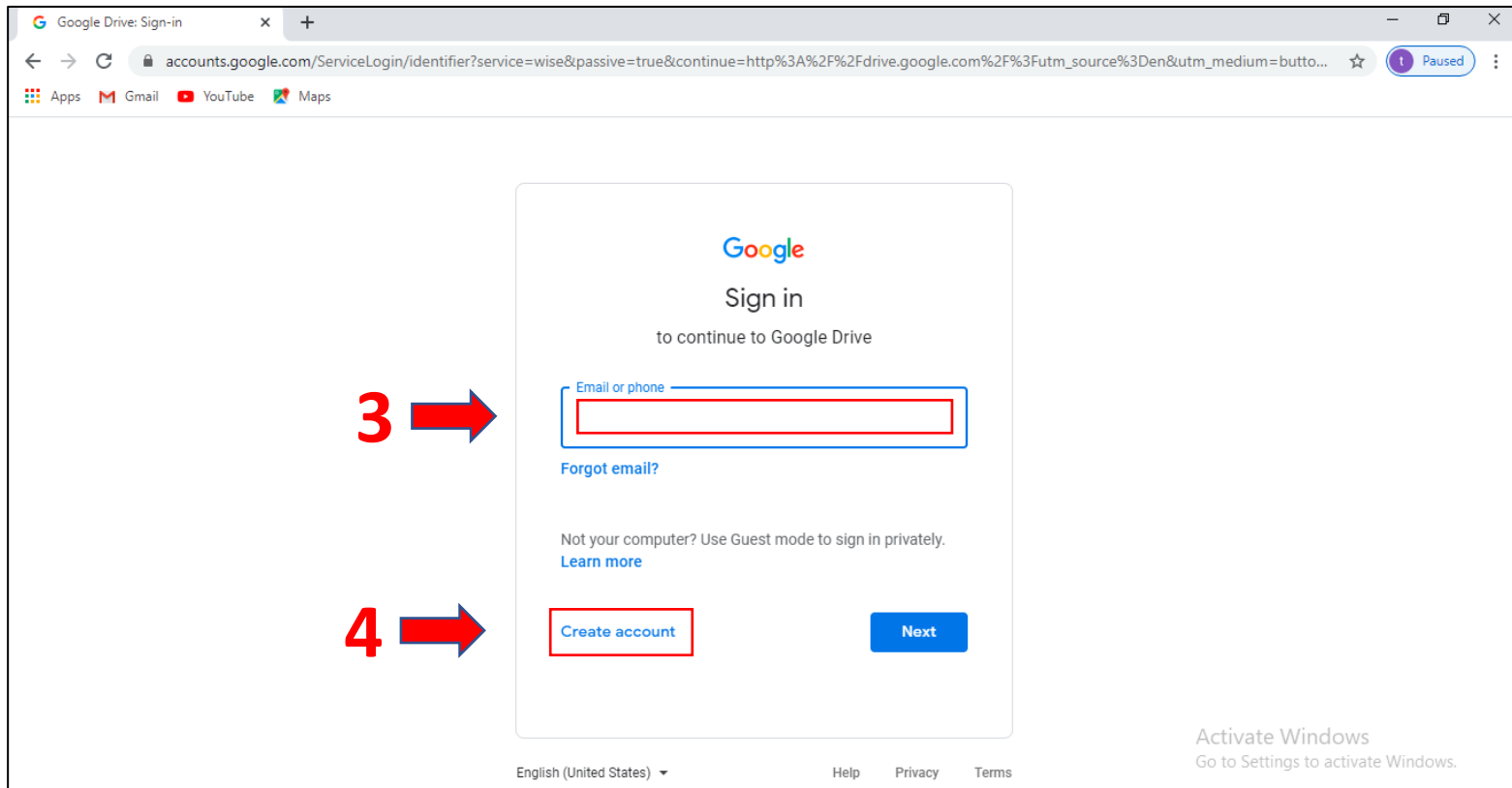
Videonun yüklənməsi üzrə

TƏLİMAT

1. <https://www.google.com/drive/> ünvanına daxil olun;
2. «Personal» bölməsini seçin;



3. Gmail hesabınız varsa, daxil olun;
4. Gmail hesabınız yoxdursa, yenisini yaradın və hesaba daxil olun;



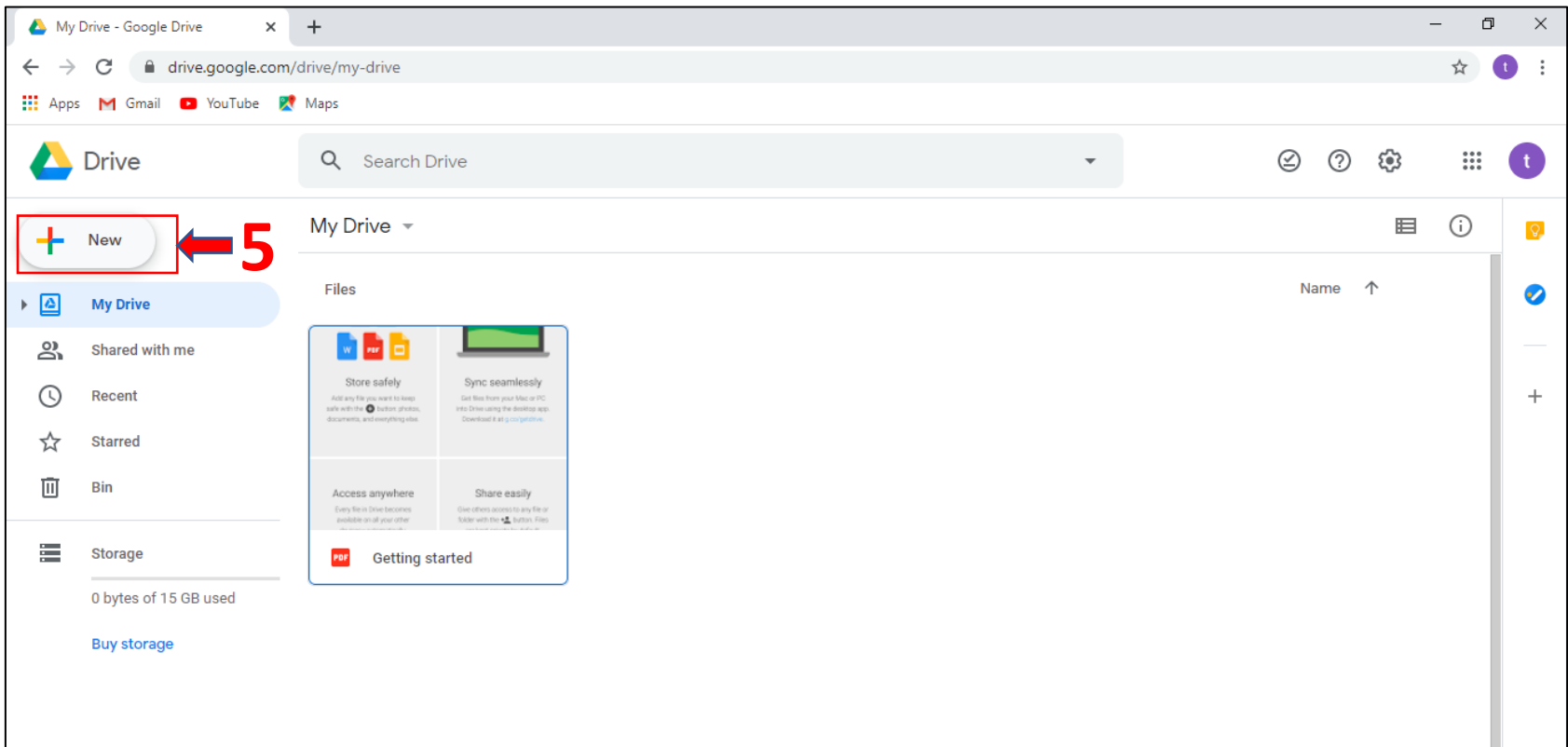
The screenshot shows the Google Drive sign-in page in a browser window. The page title is "Google Drive: Sign-in" and the URL is "accounts.google.com/ServiceLogin/identifier?service=wise&passive=true&continue=http%3A%2F%2Fdrive.google.com%2F%3Futm_source%3Den&utm_medium=butto...". The page content includes the Google logo, the text "Sign in to continue to Google Drive", an input field for "Email or phone", a "Forgot email?" link, a "Not your computer? Use Guest mode to sign in privately. Learn more" link, and two buttons: "Create account" and "Next".

Annotation 3: A red arrow points from the number "3" to the "Email or phone" input field.

Annotation 4: A red arrow points from the number "4" to the "Create account" button.

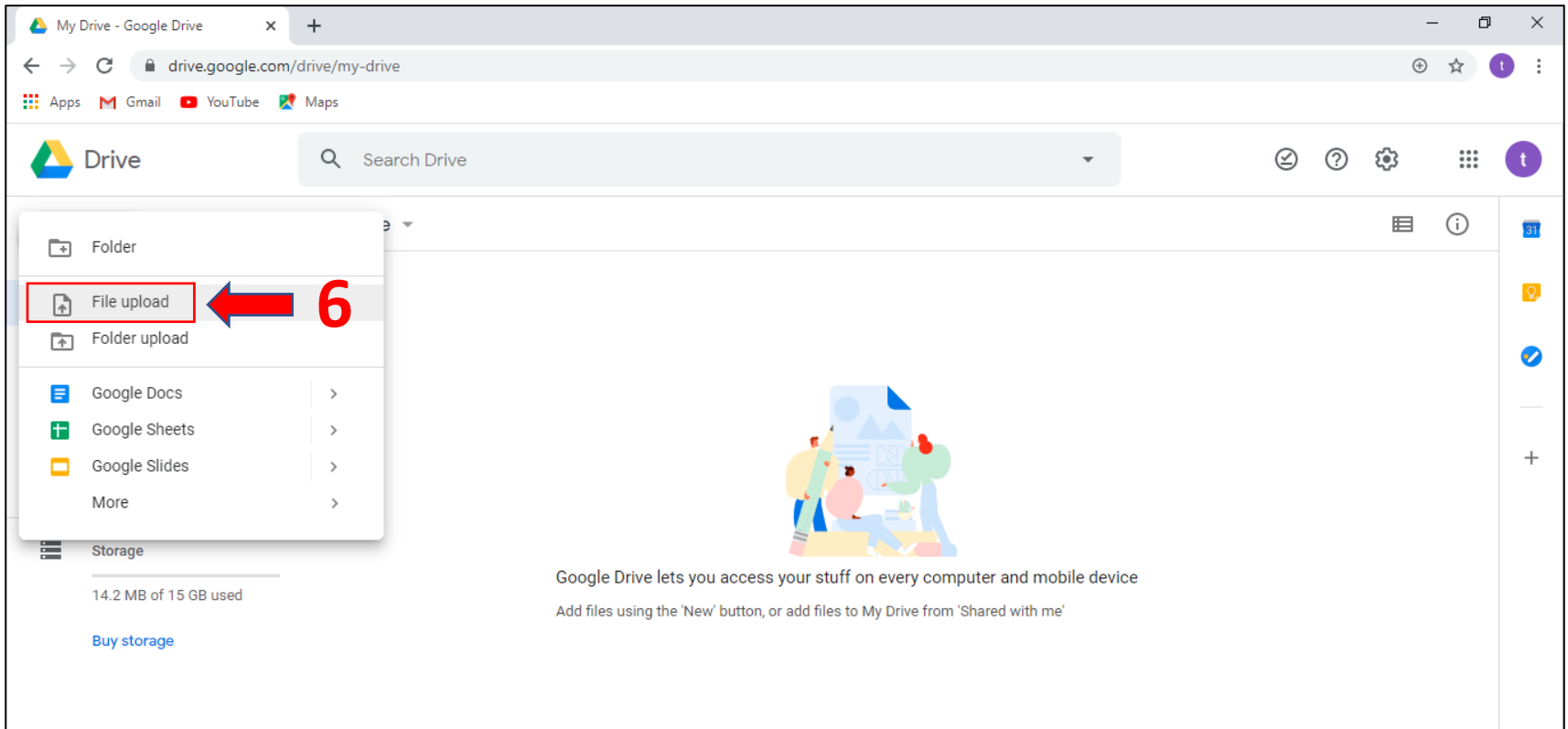
At the bottom of the page, there is a footer with "English (United States)", "Help", "Privacy", and "Terms" links, and a Windows activation notice: "Activate Windows Go to Settings to activate Windows."

5. «New» bölməsini seçin;



The screenshot shows the Google Drive web interface. The 'New' button, located in the top-left corner of the main content area, is highlighted with a red box. A red arrow points from the number '5' to this button. The interface includes a search bar, a navigation sidebar on the left with options like 'My Drive', 'Shared with me', 'Recent', 'Starred', 'Bin', and 'Storage', and a main content area displaying a 'Getting started' guide with icons for Word, PDF, and Docs.

6. «File upload» bölməsini seçin;



The screenshot shows the Google Drive web interface. The 'New' button is open, and the 'File upload' option is highlighted with a red box and a red arrow labeled '6'. The interface includes a search bar, navigation icons, and a storage usage indicator showing 14.2 MB of 15 GB used.

My Drive - Google Drive

drive.google.com/drive/my-drive

Apps Gmail YouTube Maps

Drive Search Drive

Folder

File upload ← 6

Folder upload

Google Docs >

Google Sheets >

Google Slides >

More >

Storage

14.2 MB of 15 GB used

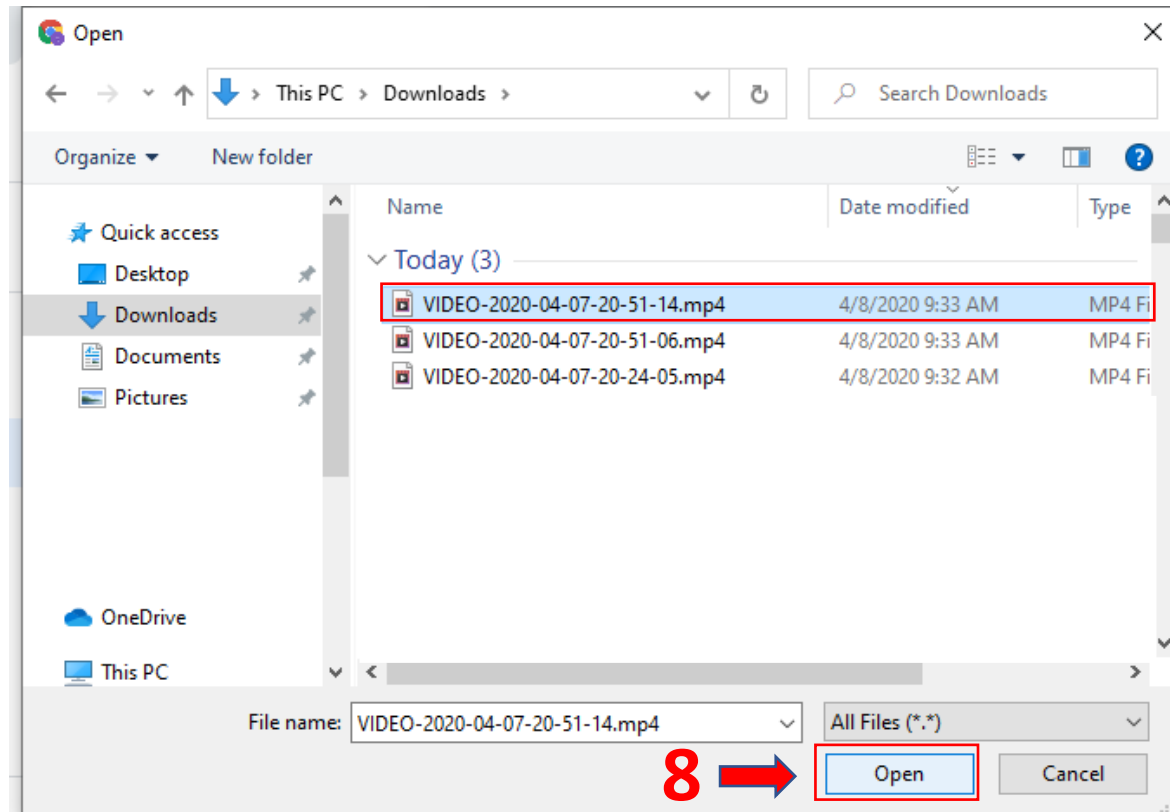
[Buy storage](#)

Google Drive lets you access your stuff on every computer and mobile device

Add files using the 'New' button, or add files to My Drive from 'Shared with me'

7. Açılan pəncərədən öz videonuzu seçin;

8. «Open» düyməsinə basın;



9. Yüklənən videonun üzərinə mouse-un sağ düyməsi ilə basın, açılan pəncərədən «Get shareable link» seçin;

10. Kopyalanmış video linkini qeydiyyat sorğusunda müvafiq bölməyə daxil edin.

